

# FleggyBOBS®

Welcome to our DIY **Fleggybob** kit. The following pages show you how to make your very own: **Fleggybob**, **fleggyden**, **feedinbin**, **fleggybag** and three mini **favbles**. Visit **[www.fleggybobs.com](http://www.fleggybobs.com)** to find out more and watch the fun tutorial **filem**.

**Fleggybobs** are a **fairlydissfunctional**, diverse bunch of creative, confident, resilient and resourceful little creatures. They thriftily reuse and recraft rubbish, sing magic songs and believe in the circle of **C.A.R.E.** They freely connect the world around them with kindness while solving problems with imagination, courage and unfortunately a little bit of chaos!

With a magic midnight **flullaby**, a **fleggtastic philosophy**, an unconditional **filanthropy**, the ability to **flonk** and **flummage**, they enable children to follow in their floppy footsteps.

Those who believe they have a **fleet** of **Fleggybobs** living under their floorboards or in old school attics experience out-of-the-box ideas in the morning, a give-it-a-go attitude, a sudden need to recycle, random acts of kindness, a warm feeling towards others and an unshakable self-belief.

**WARNING:** As well as these lovely things you will also experience strange sounds at night, trashed bins, chewed or missing things and odd stuff reappearing in random places at random times often gift wrapped!



## Make a Fleggybob Fayble

First you will need to print pages 11 to 15 of this PDF. Print in portrait and fit to page.

Start with the mini **flossary**. This is a book full of **Fleggybob** words and their meanings. You will need the mini **flossary** sheet 1 and 2 printables, some thread or a rubber band, scissors and a **fairly-useful-adult**.

1. Cut out mini **flossary** sheet 1 printable.



2. Fold all lines as accurately as you can.

**Tip:** It helps to fold backwards and forwards to make the folds bendy.



3. Fold in half like this and cut the dotted line.




4. Hold and fold like this.



5. Fold into a sort of cross shape.



6. Now like this.



- 7.** Fold into a booklet with page 1 at the front.



- 8.** Repeat these steps with sheet 2 and fold into a booklet with page 5 at the front.




- 9.** Put sheet 2 booklet inside sheet 1 booklet, matching all the page numbers.



- 10.** Tear or cut teensy, tiny notches in the top and bottom spine and bind with thread or a rubber band.



Repeat with the mini **ayble** and the write-your-own **ayble**, you won't need to bind these. Now you can enjoy reading and writing **aybles** all about **Fleggybobs**!





## Make a Fleggybob

You will need to **flummage** in bins for things including: Loo roll tube, newspaper, magazines, unwanted fabrics, yarns or unpicked jumpers (ask first!), plastic wrappers, a **flasp** (a strong piece of string or yarn about 40cm long or a thin cable tie). You will also need PVA glue (or flour and salt), scissors and a **fairly-useful-adult**.

- 1.** Tear a sheet of newspaper into tiny pieces. Put into a bowl and cover with tap hot water. Stir, tear and squish with your fingers for 10 minutes until it's really sloppy.



- 2.** Drain in a sieve (or a smelly old sock!) and squeeze out as much excess water as you can.



- 3.** Break into bits and add lots of PVA glue.

**Tip:** if you don't have PVA glue sprinkle on a big spoon of flour with salt and a spoon of water.



- 4.** Knead and squeeze for a good 10 minutes until it forms a sticky, doughy lump of clay. You may need to repeat step 3 to make it mouldable.

**Tip:** You could also use salt dough or any modelling clay.



- 5.** With wet hands roll two grape size balls and glue together. Leave to dry overnight somewhere warm. Once dry, paint or colour in, these are the eyes.



- 6.** Flatten a loo roll tube and draw a cross like this, then cut the lines you have drawn like this:



- 7.** Lay in the flasp.

**Tip:** A thin cable tie is easier for little fingers to tie later on.




- 8.** Now it's time to **flummage** for some **fleggyfloss**. Cut thin strips that are slightly longer than the loo roll, out of fabric, yarn, paper and plastic. Anything you can **flummage**.

**Tip:** they don't have to be straight or perfect just thin.



- 9.** Lay strips into the loo roll on top of the **flasp** like this. Keep going until it is nice and full.



- 10.** Ask your **fairly-useful-adult** to tie the flasp really, really tight. Make a double knot. Secure ends in one of the side slits of the loo roll, making sure the **flasp** is in the middle of the tube.



- 11.** Hold tube tight and ask your **fairly-useful-adult** to help cut off the ends of the strips on both sides.



- 12.** Remove the tube and shake out. Fluff it up then scrunch it up and trim any loose ends.

**Tip:** **Fleggybobs** come in all shapes and sizes, there's no right or wrong. Trim, fluff and scrunch until you are happy with it!



- 13.** Cut some floppy flat feet from one of your **flummaged** materials and a mouth from card. Colour the mouth and fold in half. Use the templates provided or make up your own.



- 14.** Put a big dollop of glue on the pointy end of the heart shaped feet and stick your **Fleggybobs** bum to it. Glue on eyes and glue mouth inserting it into the **fleggyfloss**.

**Tip:** if you don't have suitable glue, search homemade glue recipes online.



Cut out the birth certificate from the printable. Colour it in and name your **Fleggybob**. This is Jeff!

Making **Fleggybobs** can be tricky at first but don't give up. Have a go, make a mess and try again. It's **fleggtastic** fun!





## Make a Fleggyden

You will need to **flummage** in recycle bins for a cardboard box like a pizza or cereal box. You will also need the **fleggyden** cut out printable, glue, scissors and a **fairly-useful-adult**.


1. Lay box flat and cut the top two sides as if making a lid..




2. Make sure the front edge of the lid is straight. Make a 3-4cm flap to fold under.



3. Cut out the door from the **fleggyden** printable and glue to the box so that it sits just on the fold of the flap.



4. Once stuck, ask your **fairly-useful-adult** to help you to cut the dotted line around the door so it can be opened.  
**Don't cut the hinge!**



5. Fold the bottom 5cm flap under and glue to the bottom of the box about halfway back.



6. Cut pictures of mushrooms, gift-wrapped presents and **flummaged** things and stick to box. Don't forget to write your **Fleggybobs** name on the sign.



Your **Fleggybob** can now move in. Keep an eye on it though it will fill its **fleggyden** with **flummaged** things!





## Make a Feedinbin

You will need to **flummage** for a bottle lid, yoghurt pot or something similar, to put rubbish in for your **Fleggybob** so it doesn't go and trash your bins.



## Make a Fleggybag

Roll down the edges of a man-sized sock, a bobble hat or any small cloth or plastic bag you can **flummage**. Your **Fleggybob** will soon curl up and be fast asleep in it.





A **Fleggybob's** general inability to make judgements (**fairlydissfunctional**) and their belief that something is awesome just for being itself (**fleggtastic**) creates a diverse environment where others feel they can be their true selves without fear of being judged. Unfortunately, it also creates a chaotic and unproductive one. Luckily, they counteract this with a honey-sounding magic song sung at midnight to summon solutions to solve problems (**flullaby**). This encourages a give-it-a-go attitude which promotes confidence and resilience. It has also led to a thrifty ability to chew, consume, reuse, recraft or reinvent stuff they find in bins (**flummage**). **Fleggybobs** have a huge capacity to **C.A.R.E** for others without expecting anything in return (**filanthropy**) and a generous ability to freely pay a random act of kindness forward rather than pay it back (**flook**).

**"A kind act, word or gift paid forward not back or behind,  
Sometimes given, sometimes hidden for someone else to find."**

All these lovely things give children the courage to use their imaginations, solve problems creatively, believe in themselves, be brave and to bounce back when dealing with fears and failures. It teaches children to build caring, sharing, sustainable relationships with themselves, others and the environment. Most importantly **Fleggybobs** are friends that children can trust in, be themselves with and have fun with.


**WARNING: May also cause chaos!**

We hope you have enjoyed using this free resource. Post a photo of your Fleggybob online using **#fleggybobs** and let others enjoy your creations.

Not suitable for under 3s. Adult supervision required.


Fleggybobs® is a registered trademark of Jenny Patient. All rights reserved.©2020



May not be reproduced, transmitted or distributed in any form or by any means (including electronic, mechanical, photocopying, recording or otherwise) without prior written consent.

<p><b>Fleggybob:</b> (say fleg-eee-bob) A fluffy, scruffy ball sized creature with floppy flat feet.</p> <p><b>Flabitat:</b> (say flab-eee-tat) Where <b>Fleggybobs</b> live, rumoured to be under your floorboards or in old school attics. Here they form small <b>fairlydisfunctional</b>, but caring communities called fleets.</p> <p><b>Fleet:</b> (say fleet) The collective noun for <b>Fleggybobs</b>; a fleet of <b>Fleggybobs</b>.</p>	<p><b>Fairlydisfunctional:</b> (say fair-lee-dis-funk-shun-all) A general inability to make any judgements. Great for a non-judgemental environment but not so great for a productive one. Thankfully they have a <b>fullaby</b>.</p> <p><b>Fullaby:</b> (say flul-a-bye) A honey-sounding magic song sung at midnight by <b>Fleggybobs</b> to summon solutions to solve problems - often random and seemingly useless ideas, but creative and fun, nonetheless. A <b>Fleggybob</b> faced with failure is fun to have around.</p>	<p><b>Flummage:</b> (say flum-i) A <b>Fleggybob's</b> thrifty ability to chew, consume, reuse, recraft or reinvent stuff they find in bins and dusty forgotten corners. Unfortunately, they also <b>flummage</b> anything left lying around, such as odd socks, car keys, books, stationary and anyone's left shoe. Luckily, they randomly return these things, sometimes gift-wrapped.</p>	<p><b>Flonkwalloper:</b> (say flonk-wol-a-per) A tiny niggle no bigger than a speck of dust that says a flonk should receive something in return. <b>Flonkwallopers</b> are always there but <b>Fleggybobs</b> don't take any notice as they can fulfil their own needs with <b>C.A.R.E.</b> therefore, need nothing in return for a flonk.</p>
<p><b>Mini Flossary</b></p> <p><b>Flossary:</b> (say floss-a-ree) A list of <b>Fleggybob</b> words and their meanings.</p>	<p><b>Phenomenon:</b> (say fen-om-en-on) The <b>fleggtastic fayble</b> of <b>Fleggybobs</b> and how they came to be.</p> 	<p><b>Filem:</b> (say fill-em) Something you watch. <b>Fleggybobs</b> like to watch <b>filems</b> on YouTube, especially their own.</p> <p><b>Fairly-n-useful-adult:</b> (say fair-lee-yoos-ful-ad-olt) You'll need one of these to help you make your very own <b>Fleggybob</b>. You can <b>flummage</b> for everything you need or <b>Fleggybobs</b> can supply it. Everything except the <b>fairly-useful-adult</b>, they're too difficult to post!</p>	<p><b>Fayble:</b> (say fay-ball) A <b>Fleggybob</b> book or story. A <b>Fleggybobs</b> love a good <b>fayble</b> and have their own special mini <b>fayble</b> that they read every night. They encourage others to read and to write their own <b>faybles</b>. They particularly like to <b>flonk</b> a <b>fayble</b>.</p> <p><b>Fleggtasticband</b> and <b>Fleggtasticbutn:</b> (say fleg-tas-tic-band and fleg-tas-tic-butt-on) A small <b>fleggtastic</b> circle of <b>C.A.R.E</b> you can make, keep, <b>flonk</b> or wear.</p>



<p><b>Philosophy</b></p> <p>If others <b>C.A.R.E</b> for us we learn to <b>C.A.R.E</b> for ourselves</p> <p>If we <b>C.A.R.E</b> for ourselves we learn to <b>C.A.R.E</b> for others</p> <p>If we <b>C.A.R.E</b> for others they learn to <b>C.A.R.E</b> for themselves</p> <p>If others <b>C.A.R.E</b> for themselves they learn to <b>C.A.R.E</b> for us now back to the beginning!</p> <p>9</p>	<p><b>8</b></p> <div> <p><b>C</b>onsiderate – Be kind &amp; thoughtful</p> <p><b>A</b>ccepting – Think without blame</p> <p><b>R</b>espectful – Find the value</p> <p><b>E</b>thical – Be honest &amp; true</p> </div> <p>What does <b>C.A.R.E</b> mean?</p> <p>A <b>Fleggybobs</b> belief that if you <b>C.A.R.E</b> for yourself, others and the environment, it creates a never-ending circle of <b>C.A.R.E</b></p>	<p><b>7</b></p> <p><b>Fleggyden:</b> (say fleg-eee-den)</p> <p>A <b>Fleggybobs</b> cosy, colourful house made from <b>flummmaged</b> stuff and normally filled to the brim with <b>flummmaged</b> things. Their <b>flabitats</b> tend to be dark places as they're not keen on bright light. This means there are no flowers, instead colourful mushrooms grow. A <b>flabitat</b> full of <b>fleggydens</b> with a <b>fleet</b> of <b>Fleggybobs</b> is a feast for the eyes!</p>	<p><b>6</b></p> <p><b>Flasp:</b> (say flah-sp)</p> <p>Something that holds a <b>Fleggybob</b> together. Let's face it, we all need something to hold us together.</p> <p><b>Fleggyfloss:</b> (say fleg-eee-floss)</p> <p>A <b>Fleggybobs</b> fluffy, scruffy fur made from stuff they have <b>flummmaged</b>. Anything that can be chewed into strips can become <b>fleggyfloss</b>, including newspaper, plastic bags, unravelled jumpers and old clothes. Anything <b>flummmaged</b> that can't be chewed is stashed away in their <b>fleggydens</b> to be reused, recreated or returned, often gift-wrapped.</p>	<p><b>10</b></p> <p><b>Fleggtastic:</b> (say fleg-tas-tic)</p> <p>Something that is awesome for no other reason than just being itself.</p> <p><b>Fleggybobs</b> are <b>fleggtastic</b> they have no reason to hide anything and no reason to prove anything. They are genuinely open and honest despite being full of rubbish.</p>	<p><b>11</b></p> <p><b>Filanthropy:</b> (say fil-an-thro-pee)</p> <p>A <b>Fleggybobs</b> huge capacity to <b>C.A.R.E</b> for themselves, others and the environment without expecting anything in return. They like to freely pay a random act of kindness forward rather than pay it back. It is known as a <b>flonk</b>.</p>	<p><b>12</b></p> <p><b>Flonk:</b> (say flonk)</p> <p><b>"A kind act, word or gift paid forward not back or behind, sometimes given, sometimes hidden for someone else to find."</b></p> <p>Have you ever had someone do something kind for you? Opened a door? Loaned you a book? Shared their lunch? Said something nice? <b>Fleggybobs</b> have a generous ability to freely <b>flonk</b> these acts of kindness. <b>Flonks</b> can travel far and wide, spreading kindness and connecting people.</p>	<p><b>5</b></p> <p><b>Feedinbin:</b> (say feed-ing-bin)</p> <p>Something to stuff full of rubbish to tempt <b>Fleggybobs</b> with so that they don't <b>flummmage</b> your things and trash your bins; use a bottle lid, yoghurt pot or even a silkworm's cocoon.</p> <p><b>Fleggybag:</b> (say fleg-eee-bag)</p> <p>Something a <b>Fleggybob</b> sleeps or travels in. You will often find them snuggled up in a man-sized sock or bobble hat.</p>
--	--	---	---	---	--	--	---

<p>Who is in the story?</p> <p>2</p>	<p>3</p>	<p>4</p>	<p>5</p>
<p><b>FLEGGUBOBS®</b></p> <p><b>A Write-Your-Own Fayble</b></p> <p>Title _____</p> <p>Written by _____</p> 	<p><b>The end</b></p> <p>8</p>	<p>7</p>	<p><b>How do they solve it?</b></p> <p>6</p>

<p>A Fleggybob holds my hand while playing. "Give it a go!" is its favourite saying. I have a go and I make a mess, but this Fleggybob isn't hard to impress.</p> <p>2</p>	<p>It thinks I'm awesome just the way I am, so I have nothing to lose if I try again.</p>  <p>3</p>	<p>The more I try, the more I learn, and then my Fleggybob takes its turn. It has a go backwards and upside-down, and so I ask it with a confused frown:</p> <p>4</p>	<p>"Why didn't you do it the way I did?" "Because I'm different to you," it said. "You have your way and I have mine, both of which are fleggtastically fine." ....</p> <p>5</p>
<p><b>FLEGGYBOBS®</b></p> <p><b>A Mini Fayble</b></p>	<p>8</p> <p><b>C</b>onsiderate – Be kind &amp; thoughtful  <b>A</b>ccepting – Think without blame  <b>R</b>espectful – Find the value  <b>E</b>thical – Be honest &amp; true</p>	<p>7</p> <p>Together we have a go and make a mess, we flummage and flonk and do our best.</p> <p>We create ideas that do the trick, we care for each other, we're fleggtastic!</p>	<p>9</p> <p>"...tonight, I will sing a flullaby song, and tomorrow an idea will come along."</p> 



**FLEGGYBOBS®**

**Certificate of Birth**

**Name:** \_\_\_\_\_

**Date of Birth:** \_\_\_\_\_

